

# **Schnell entwickeln!**

## **Vorteile von Forms und Java vereint**

---

**Roland Hörmann**



**ORACLE®**  
Forms

**effizient & mächtig**



**offen, flexibel & modern**

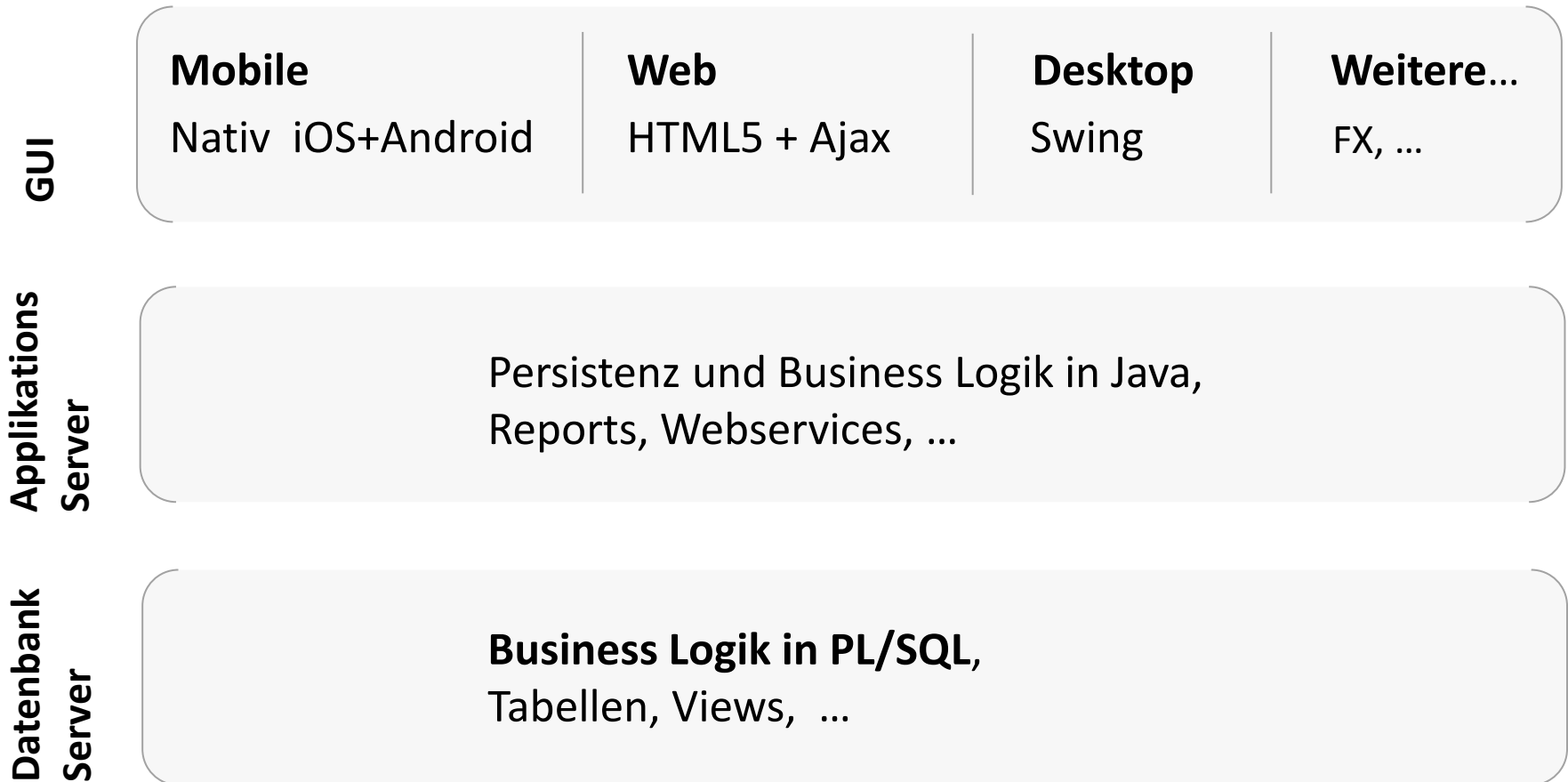


- ✓ *Java Entwicklung ähnlich zu Forms*
- ✓ *GUI Plattform unabhängig*
- ✓ *Open Source – Applikations Framework*



<http://sourceforge.net/projects/jvx/>

# Systemarchitektur





**LIVE Demo!**

**Summit Beispiel Applikation**

**in Forms  
in Java**

## Datenbankanbindung - Server

```
dbSCustomer = new DBStorage();  
dbSCustomer.setWritebackTable("S_CUSTOMER");  
dbSCustomer.setDBAccess(getDBAccess());  
dbSCustomer.open();
```

## Datenbindung - Client

```
RemoteDataBook rdbSCustomer = new RemoteDataBook ();  
rdbSCustomer.setName("sCustomer");  
rdbSCustomer.setDataSource(getDataSource());  
rdbSCustomer.open();
```

```
NavigationTable navigationTable = new NavigationTable ();  
navigationTable.setDataBook(rdbSCustomer);
```

## Triggers - Client

```
rdbSItem.eventValueChanged().addListener(  
    this, "doValuesChanged");
```

```
public void doValuesChanged(DataRowEvent pEvent) {  
    rdbSItem.setValue("ITEMTOTAL",  
        rdbSItem.getValue("PRICE") *  
        rdbSItem.getValue("QUANTITY"));  
}
```



# Customer Maske

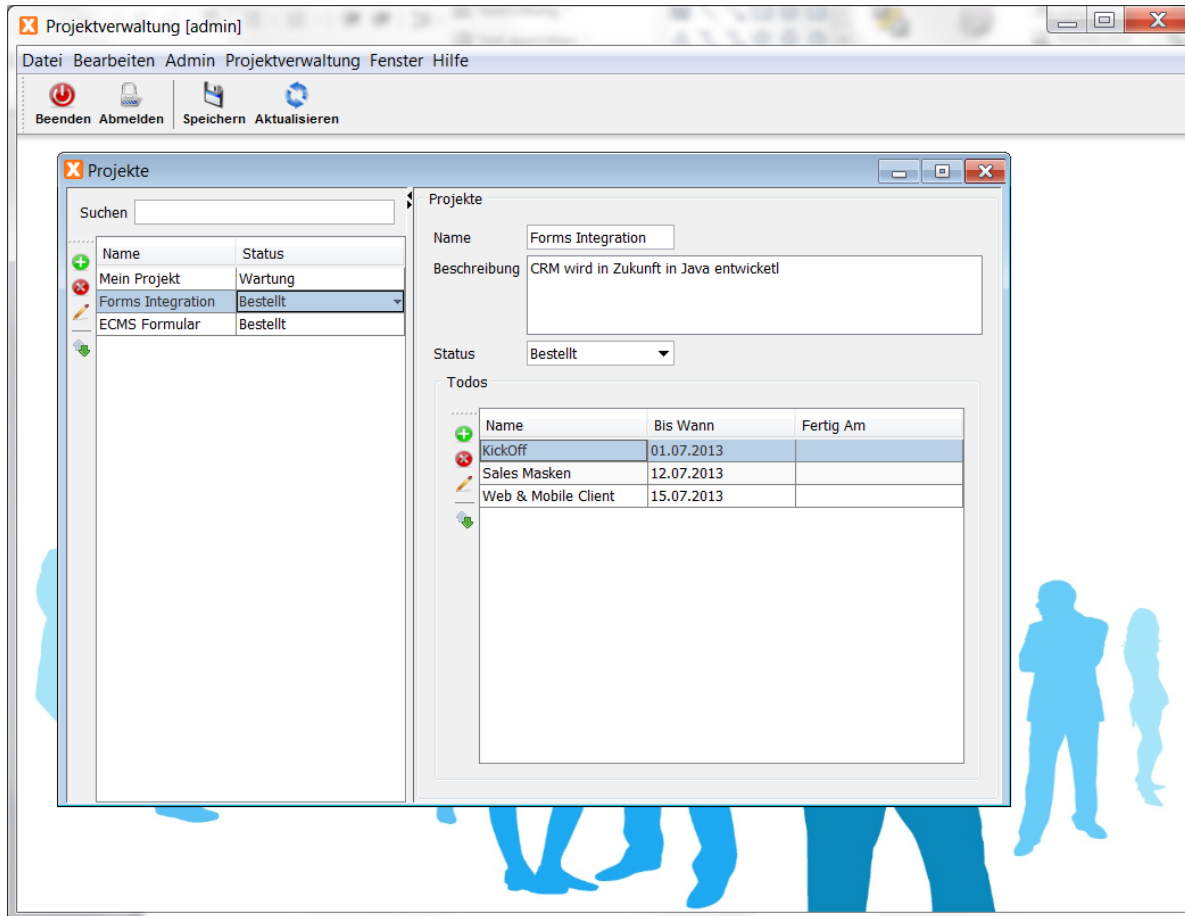
The screenshot shows a web application window titled 'Customers'. It features two tabs: 'By Country/Customer' and 'By Sales Rep'. The 'By Country/Customer' tab is active, displaying a list of countries with radio buttons. The 'USA' option is selected. To the right, a table lists customer details, with the first row highlighted in yellow. Below the table, there are tabs for 'Customer Info', 'Adress', 'Billing', and 'Comment'. The 'Customer Info' tab is active, showing the name 'Womansport' and the telephone number '1-206-104-0103' in input fields.

Name	Telefon	Sales Rep
Womansport	1-206-104-0103	Magee
Big John's Sports Emporium	1-415-555-6281	Magee
Ojibway Retail	1-716-555-7171	Magee


Customer Info | Adress | Billing | Comment

Name: Womansport  
Telefon: 1-206-104-0103

# Desktop



Schnell entwickeln! Vorteile von Forms und Java vereint



# Java Swing -> in Forms eingebettet

The screenshot displays the Oracle Developer Forms Runtime - Web interface. The main window is titled "VISION simplify" and contains a "Projekte" (Projects) section. On the left, there is a "Suchen" (Search) bar and a "Demo" panel with buttons for "Projekte" and "Status". The main area shows a table of projects:

Name	Status
Mein Projekt	Wartung
Forms Integration	Bestellt
ECMS Formular	Bestellt

Below this table, a detailed view of the selected "Mein Projekt" is shown. It includes a "Name" field with the value "Mein Projekt", a "Beschreibung" (Description) field with the value "meine Beschreibung", and a "Status" dropdown menu set to "Wartung". Below the description, there is a "Todos" section with a table:

Name	Bis Wann	Fertig Am
KickOff	29.05.2012	29.05.2012 10:03
Workshop	30.05.2012	30.05.2012 16:00
Lieferung	20.06.2012	19.06.2012 16:00

The interface also features a "Close" button at the bottom right and a status bar at the bottom left showing "Record: 1/1".

Schnell entwickeln! Vorteile von Forms und Java vereint

# Java Maske in Forms als JavaBean einbetten

The screenshot displays the Oracle Forms Designer interface. On the left, a tree view shows the project structure under 'Forms' and 'JVXFORMS'. Two items, 'J\_SCREEN' and 'J\_APPLICATION', are highlighted in yellow. Red arrows point from these items to their respective property palettes on the right.

The 'Property Palette' for 'Item: J\_SCREEN' is shown with the following properties:

General	
Name	J_SCREEN
Item Type	Bean Area
Subclass Information	
Comments	
Help Book Topic	
Functional	
Enabled	Yes
Implementation Class	com.sibvisions.rad.application.forms.WorkScreenBean
Popup Menu	<Null>

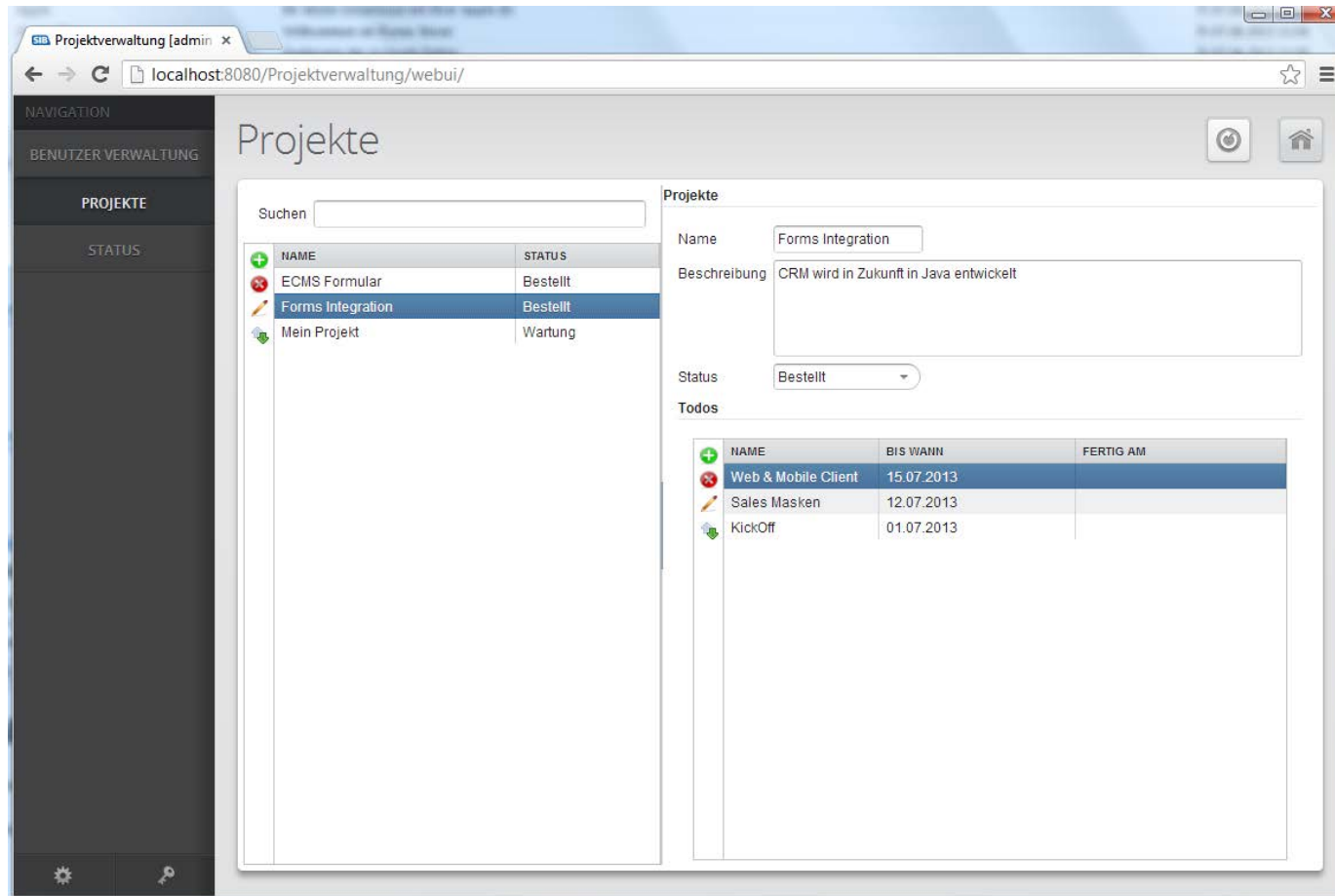
The 'Property Palette' for 'Item: J\_APPLICATION' is shown with the following properties:

General	
Name	J_APPLICATION
Item Type	Bean Area
Subclass Information	
Comments	
Help Book Topic	
Functional	
Enabled	Yes
Implementation Class	com.sibvisions.rad.application.forms.ApplicationBean
Popup Menu	<Null>

Schnell entwickeln! Vorteile von Forms und Java vereint

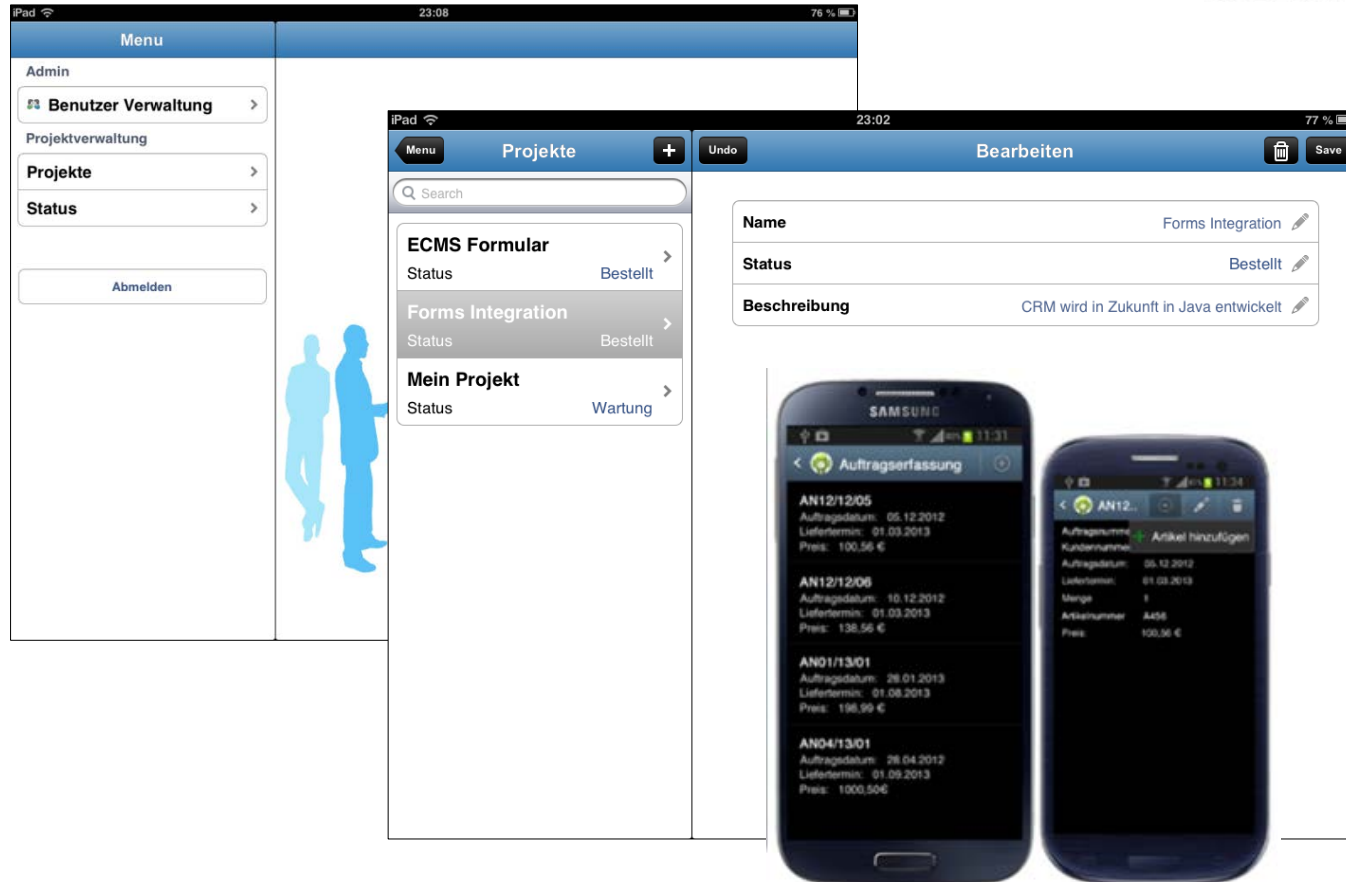
# Web

vaadin }>



**Schnell entwickeln! Vorteile von Forms und Java vereint**

# Mobile



Schnell entwickeln! Vorteile von Forms und Java vereint



[www.sibvisions.com](http://www.sibvisions.com)

[roland.hoermann@sibvisions.com](mailto:roland.hoermann@sibvisions.com)