



# APEX 5 – Universal Theme

# Agenda

1. Neuerungen
2. Sample Application
3. Templates
4. Migration



# Neuerungen

# Neuerungen

- Responsive Design (Material Design)
- Grid Layout (nutzt jetzt DIV's statt TABLE)
- Navigation basiert auf Listen und kann verschachtelt werden
- Maximieren von Inhalten (z.B. Reports)
- Theme Roller zum einfachen Ändern von Styles
- Font Awesome

# Exkurs: Material Design

## Neuerungen

- Google „Richtlinie“
  - Modern/Flach
  - Minimalistisch
  - Responsive
  - Content steht im Fokus
- 
- <https://www.google.com/design/spec/material-design/introduction.html>

Google

Material design > Introduction

Material design

- Introduction
- What is material?
- Animation
- Style
- Layout
- Components
- Patterns
- Usability
- Resources
- What's new

### Principles

**Material is the metaphor**

A material metaphor is the unifying theory of a rationalized space and a system of motion. The material is grounded in tactile reality, inspired by the study of paper and ink, yet technologically advanced and open to imagination and magic.

Surfaces and edges of the material provide visual cues that are grounded in reality. The use of familiar tactile attributes helps users quickly understand affordances. Yet the flexibility of the material creates new affordances that supersede those in the physical world, without breaking the rules of physics.

The fundamentals of light, surface, and movement are key to

**Bold, graphic, intentional**

The foundational elements of print-based design—typography, grids, space, scale, color, and use of imagery—guide visual treatments. These elements do far more than please the eye. They create hierarchy, meaning, and focus. Deliberate color choices, edge-to-edge imagery, large-scale typography, and intentional white space create a bold and graphic interface that immerse the user in the experience.

An emphasis on user actions makes core functionality immediately apparent and provides waypoints for the user.

**Motion provides meaning**

Motion respects and reinforces the user as the prime mover. Primary user actions are inflection points that initiate motion, transforming the whole design.

All action takes place in a single environment. Objects are presented to the user without breaking the continuity of experience even as they transform and reorganize.

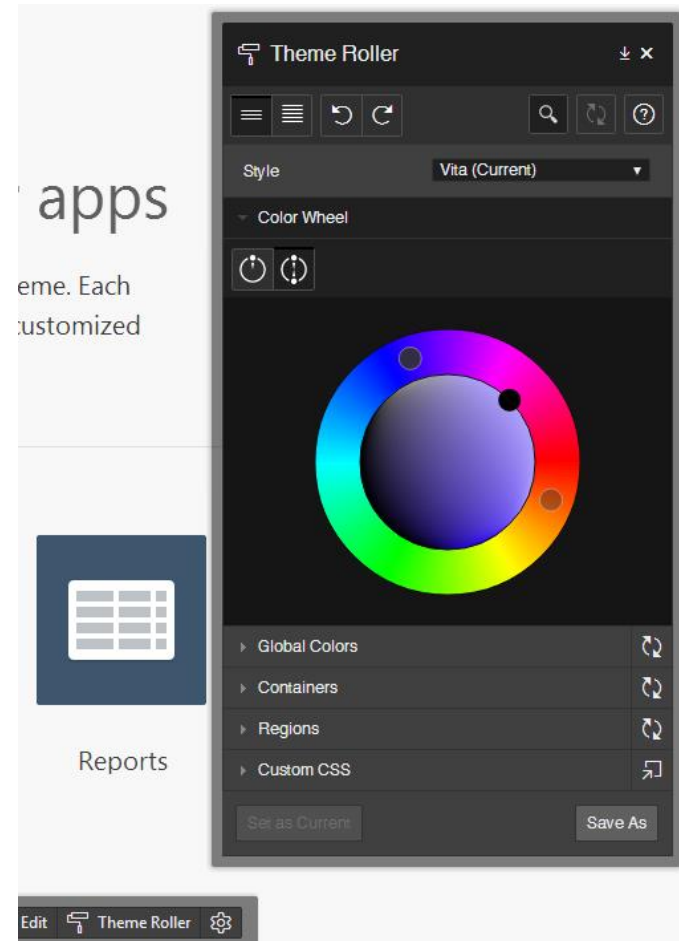
Motion is meaningful and appropriate, serving to focus attention and maintain continuity. Feedback is subtle yet clear. Transitions are efficient yet coherent.

Google ©  
Privacy & Terms

# Theme Roller

## Neuerungen

- verwendet LESS als Stylesheet Sprache
- Auswahl / Ändern / Speichern des Styles
  - Shared Components -> Themes -> Theme Styles
- Live Preview des Ergebnis



# Grid Layout

## Neuerungen

- Basiert auf Bootstrap
- 12 „Spalten“
- Verwendet DIV's statt TABLE

Sample Database Application - Customer Details

First Name *	<input type="text"/>	Last Name *	<input type="text"/>
Street Address	<input type="text"/>	Line 2	<input type="text"/>
City	<input type="text"/>	State *	- Choose State -
Postal Code *	<input type="text"/>		
Credit Limit *	<input type="text"/>		
Phone Number	999-999-9999	Alternate Number	999-999-9999
Email	<input type="text"/>	URL	<input type="text"/>
Tags	<input type="text"/>		

Cancel Add Customer



# Sample Application



# Sample Application



# Templates

# Breadcrumbs, Buttons, Labels, Calendars

## Templates

- Breadcrumb

Breadcrumb

 / [Components](#) / [Pages](#) /

- Button

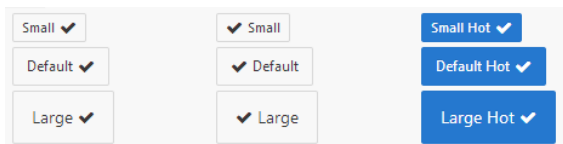
Icon

- Button

Text

- Button

Text with Icon



### Template Options

Size

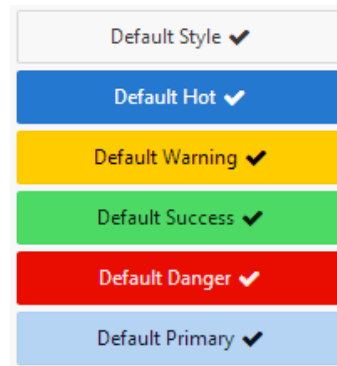
- Small
- Default
- Large

Type

- Normal
- Primary
- Danger
- Warning
- Success

Style

- Default
- Simple
- Remove UI Decoration

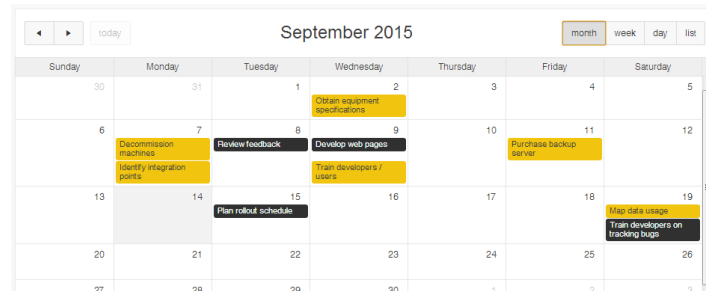


# Labels, Calendars

## Templates

- Label Hidden
- Label Optional
- Label Optional - Above
- Label Required
- Label Required - Above

- Legacy Calendar Calendar



# Lists

## Templates

- List Badge List
- List Cards
- List Links List
- List Media List
- List Menu Bar
- List Menu Popup
- List Navigation Bar
- List Side Navigation Menu
- List Tabs
- List Top Navigation Menu
- List Wizard Progress

## Media List Template Options

### Template Options

▼ Common

General  Use Template Defaults  
 Remove Body Padding  
 Show Maximize Button

Body Height

Header

Accent

Style

▼ Advanced

Body Overflow

Item Padding

Item Size

# Pages, Popup LOV's

## Templates

- Page Left Side Column
- Page Left and Right Side Columns
- Page Login
- Page Master Detail
- Page Minimal (No Navigation)
- Page Modal Dialog
- Page Right Side Column
- Page Standard
- Page Wizard Modal Dialog

#FAVICON#

#REGION\_POSITION\_07#



#NAVIGATION\_BAR#

#TOP\_GLOBAL\_NAVIGATION\_LIST#

#REGION\_POSITION\_06#

#SIDE\_GLOBAL\_NAVIGATION\_LIST#

#REGION\_POSITION\_01#

#SUCCESS\_MESSAGE#

#NOTIFICATION\_MESSAGE#

#GLOBAL\_NOTIFICATION#

#BODY#

#APP\_VERSION#

#CUSTOMIZE#

#SCREEN\_READER\_TOGGLE#

#REGION\_POSITION\_05#

#REGION\_POSITION\_04#

#DEVELOPER\_TOOLBAR#

# Regions, Popup LOV's

## Templates

- Region Alert
- Region Blank with Attributes
- Region Buttons Container
- Region Carousel Container
- Region Collapsible
- Region Hero
- Region Inline Dialog
- Region Interactive Report
- Region Login
- Region Standard
- Region Tabs Container
- Region Title Bar
- Region Wizard Container
- Popup Popup LOV

# Reports

## Templates

- Report Alerts
- Report Badge List
- Report Cards
- Report Comments
- Report Search Results
- Report Standard
- Report Timeline
- Report Value Attribute Pairs - Column
- Report Value Attribute Pairs - Row





# Migration

# Migration

1. Universal Theme installieren
2. Navigation zu Liste migrieren
3. Two-Level Tabs müssen zu One-Level Tabs migriert werden
4. Wechsel des Themes (Reset Grid?)
5. Visueller Check
6. Prüfen aller Nichtstandard Komponenten



A theme is a collection of templates. When you switch a theme, all templates assigned to components within one theme are assigned to templates in another theme. Application Express accomplishes template mapping through the assignment of template class identifiers.

When switching from an older theme using a table grid, such as Theme 26 (Productivity Applications), to a newer Theme that is using a DIV based grid, like Theme 42 (Universal Theme), regions that are assigned to fixed region positions need to be reset.

Application: **175 - Sample Database Application** ?

\* Currently Active Theme: 25. Blue Responsive ?

\* Switch to Theme: 42. Universal Theme ?

Reset Grid: Keep current region and item grid settings ?

Match Template Classes: No ?